

TOMCAT **MICROMINI**

20" - 24" Scrubbers



RIDER SCRUBBERS

SWEEPERS

BURNISHERS

CARPET CARE

FLOOR MACHINES



KEY FEATURES



Machine Control Panel uses off-the-shelf toggle and marine duty switches and features universal icons which simplifies training.



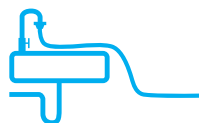
Vacuum Muffler allows machine to consistently achieve as low as 72 dB while thoroughly drying the floor.



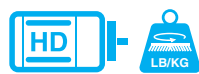
EDGE Orbital Scrubhead delivers premier chemical-free floor stripping while reducing water consumption by up to 70%.



Squeegee Adjustments made simple with simple wing-nuts allows toolless maintenance of the squeegee blade.



Front Fill System features a stainless screen protecting your scrubber from debris for easy bucket filling



High Performance motors and down pressure provides an unmatched standard of cleaning.



APPLICATIONS

School Systems

Healthcare

Warehouses

Grocery Stores



Retail

Automotive

Food Packaging

Airports

Sports Arenas



EASE OF MAINTENANCE

- 1 Tip Back "Clam Shell" Design
- 2 Access to Batteries
- 3 Access to Scrub Motors
- 4 Access to Solution Filter
- 5 Vacuum Screen Access
- 6 Full Recovery Tank Access

VIEW INSIDE

Adjustable Stainless Handlebar
Operator Comfort

Transparent Lid
Give operator view into tank

Tank Baffle Separates
Recovery Tank
Protect vac motor from foam

Front Fill System
Bucket or Hose Fill

Open Recovery Tank
Access for Sanitation

Stainless Drain Saver
Eliminate clogged drains

Isolated Vac Motor
Quiet/redirected exhaust

Standard 500 lb. Actuator
Operator Ergonomics

Powder Painted Steel Frame
Protects scrub deck

American Made Motors
Performance & long life

Grey Tires, Casters & Wall Rollers
Eliminate skid marks

TWO SCRUB SYSTEMS TO CHOOSE FROM

DISK

Corner Rollers
Non-Marking

HD Motor
Better Performance

Removable Shroud
Protects Deck

Thick Steel Design
1/4" Thick for Durability

BENEFITS

- Brush / Pad Selection
- Lowest Maintenance Cost
- Gimballed Drivers Improves Cleaning On Irregular Floors

EDGE

Corner Rollers
Non-Marking

HD Motor
Better Performance

Oversized Isolators (5/16")
Long Life - 1,000 Hours

Solid Aluminum Plate
1/4" Thick for Durability

BENEFITS

- Chemical Free Stripping
- Reduce Slip & Fall Potential
- Earn LEED Credits
- 70% Reduction in Water Usage
- Consistent Results - No Swirl Marks
- Wet screens Wood Gym floors

CALL FOR A DEMONSTRATION

☎ 800-450-9824

🌐 (+001)-262-681-6470

🌐 www.tomcatequip.com

Since 1986, our family owned company has been designing, building and supporting the best in floor maintenance equipment. Our **TOMCAT** brand services the world with unsurpassed commercial cleaning equipment, continually exceeding expectations and setting the industry bar that much higher.

We've built our reputation by providing the highest value machines and providing local support via 425 distributors in over 42 different countries.

AUTHORIZED DISTRIBUTOR

Manufactured By:

R.P.S. Corporation
1711 South Street
Racine, Wisconsin 53404 (USA)
Phone: (800) 450-9824
International: (+001) 262-681-6470
www.tomcatequip.com

Copyright R.P.S. Corporation 2016. All rights reserved.
Since our policy is one of constant improvement, all specifications are subject to change without notice.

BODY CONSTRUCTION / DIMENSIONS

Tank Material:	Poly 5/16" (8 mm)
Chassis Construction:	1/8" Steel (3 mm) Powder Coated Steel
Front Wheels (Diameter x Width):	(2x) 8" x 2" ([2x] 20 x 5 cm) - Non-Marking Solid Grey
Rear Casters (Diameter x Width):	(2x) 2.5" x 1.38" ([2x] 6 x 4 cm) - Non-Marking Grey
Size (L x W x H):	42" x 21" x 39" (107 x 53 x 99 cm)
Weight (w/o Batteries):	215 - 315 lbs (126 - 149 kg)
Weight (w/ 130 ah Batteries):	380 - 480 lbs (186 - 209 kg)

BRUSH / PAD SYSTEM

Disk Dimensions: <small>Includes Shroud for Wall Protection</small>	20" - (1x) 20" Diameter (51 - [1x] 51 cm)
Disk Motor:	0.75 hp / 200 rpm ([1x] 559 watts)
Disk Brush Speed:	200 rpm
EDGE Dimensions:	20" x 14" (51 x 36 cm) 24" x 14" (61 x 36 cm)
EDGE Motor:	1.0 hp / 2500 rpm (746 watts)
EDGE Optional HD Motor:	1.2 hp / 2900 rpm (894 watts)
Actuator Rating:	500 lbs (227 kg)

POWER SYSTEM

System Voltage:	24 VDC
Standard Battery:	130 ah WET
Optional Battery:	150 ah WET / 115 ah AGM
Run Time:	Up to 3.5 Hours**
<small>**Run times are based on continuous scrubbing run times.</small>	
Charger:	120VAC / 60 Hz Input - 24VDC / 12 amp Output

DRIVE SYSTEM:

Power:	0.75hp - All Gear / Sealed (559 watts) & Pad Assist
Forward Speed:	0 - 230 ft/min / 2.6 mph (0 - 70 m/min / 4 km/h)
Scrubbing Speed:	0 - 184 ft/min / 2 mph (0 - 56 m/min / 3 km/h)
Reverse Speed:	0 - 130 ft/min / 1.5 mph (0 - 40 m/min / 2 km/h)

SOLUTION / RECOVERY SYSTEMS:

Solution Tank Capacity:	10 Gallons (38 liters) - w/ Graduated Site Tube
Solution Flow / Filter:	0 - 0.5 GPM / Stainless Inline (0 - 2 LPM)
Recovery Tank Capacity:	10 Gallons (38 liters) - 1.5" diameter Drain Hose
Demisting Chamber:	1.25 Gallons (5 liters)
Drain Saver:	30 cubic inches (492 cubic cm)
Vacuum Power:	0.8 hp / 3 Stage (640 watts)
Vacuum Specs (Water Lift / Airflow):	70" / 70 cfm (178 cm / 2 cm/m)
Squeegee:	20D & 20E - 30" Curved w/ 2-sided Rear Blade 24E - 34" Curved w/ 2-sided Rear Blade

GENERAL:

Cleaning Width:	20" - Disk (51 cm) 20" & 24" - EDGE (51 & 70 cm)
Decibels:	72 dB
Productivity - Theoretical:	Up to 15,748 sqft (1,463 sqm)**
<small>**Productivity is based off of ISSA 2010 Cleaning Times</small>	
Productivity - Practical:	Up to 7,308 sqft (679 sqm)**
<small>**Productivity is based off of ISSA 2010 Cleaning Times</small>	